

V5 MR16



ALTLED® **Asteria** Series

Specification Sheet

Product Introduction

ASTERIA is a minor planet that orbits the Sun, and also considered in the Greek Mythology as the Amazon that defeat the all mighty Heracles. ALT's ASTERIA can be presented as a strong, smart and efficient light bulb. ALT's Asteria MR16 series guarantees the outstanding efficiency and quality of High Power Products. All these make our MR16 products ideal for general business and decorative lighting purpose, including shop Lighting, Hotel lighting, and Commercial Applications. You can simply install it within the showcase of the boutique, and add up bonus for the display. Also, Asteria MR16 series can easily and smartly help you lessen energy consumption up to 90%, it will enhance your business profitability and help the environment to flourish. Asteria MR16 series certainly be the product to create a more beautiful and efficient world.

Certificates



Awards



Features

- ✓ Elegant, rich and long-lasting lighting output ideal for Interior design.
- ✓ High density aluminum increase heat dissipation.
- ✓ Up to 90% energy saving compared to standard halogen lamp.

Application

- ✓ Shop Lighting
- ✓ Commercial Lighting
- ✓ Boutique Lighting
- ✓ Illumination Lighting
- ✓ Hotel Lighting



Specifications

Item	Specification	Details
Output	Beam Angle	38°, 50°, 120°
	Colour Range	TW / NW / WW
	Lumen Maintenance	20.000+ hours
Electrical	Input Voltage	12V AC/DC or 100 ~ 240V AC
	Power Consumption	7 Watt
Physical	Bases	· GX 5.3 / GU 5.3
		· E26 / 24 (US)
		· E26 / 27 (EURO)
		· GU10 / GZ 10
		· E11
		· E14
	Weight	0.88 ~ 1.69 oz. (25 ~ 48 g)
Lens	Optics PMMA	
Operating Temperature	-4° F to 104° F (-20°C to 40°C)	
Humidity	0 – 95%, non-condensing	
Certification and Safety	Certifications	UL, CE, FCC, TÜV, C-Tick, LVD, RoHs, Laser Testing,
	Environment	Not for use in totally enclosed fixtures Suitable for damp location
	Warranty	2 years
Two Million Worldwide Product Liability Insurance.		

Chipset Luminaries

Chipsets	Cree
Power Consumption	7W
CRI	80
Beam Angle	38° / 50° / 120°
True White	720 lm
Natural White	590 lm
Warm White	520 lm

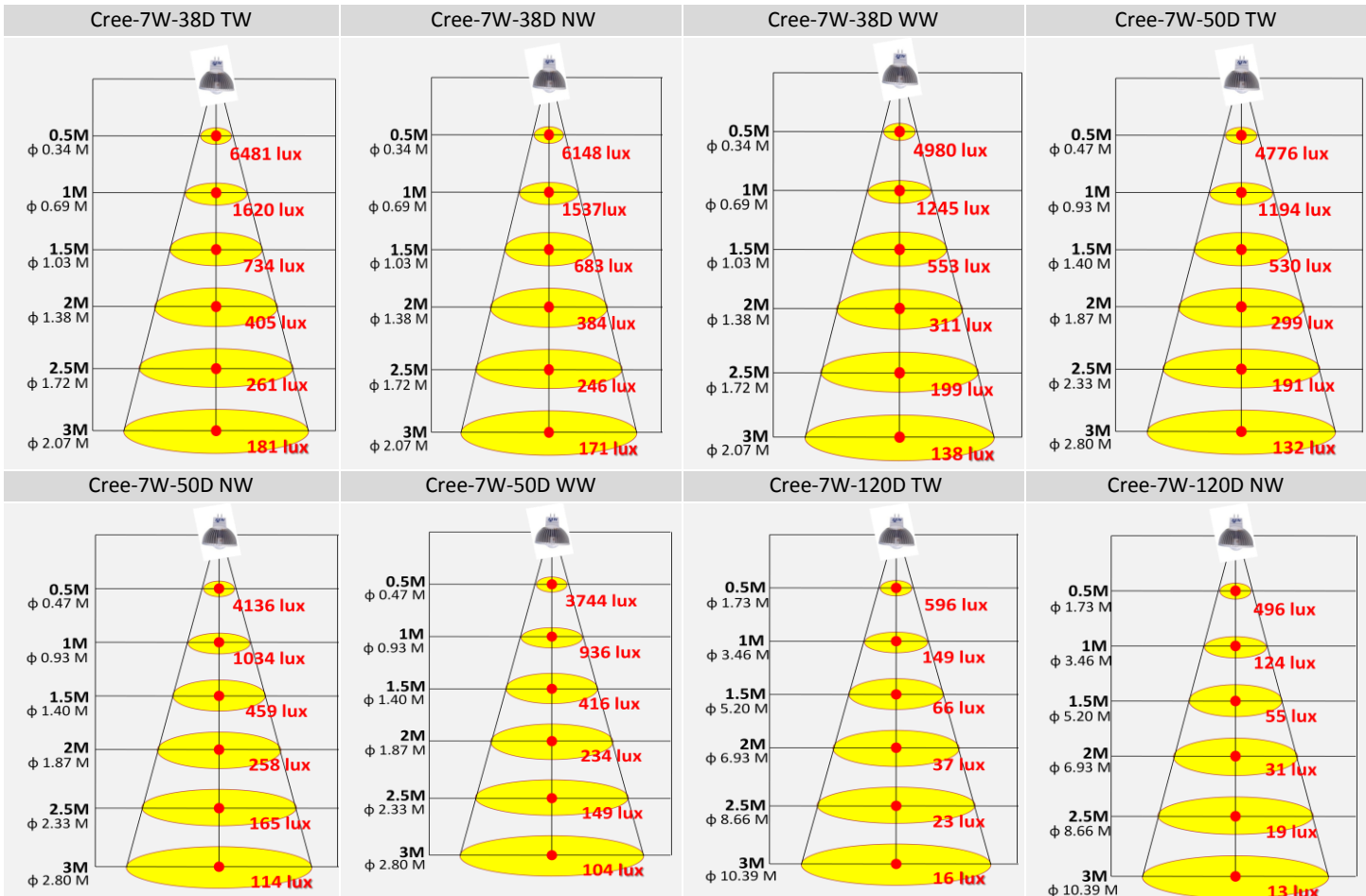
※All Chipset Luminaries Data are indicated in max values.

Optical Characteristics

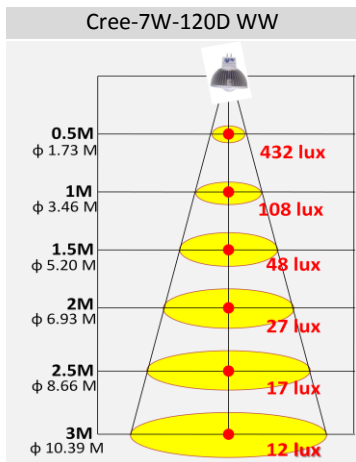
Dominant Wavelength (nm) or Colour Temperature (K)

Correlated Colour Temperature	Min.	Typ.	Max.
True White	4500K	6500K	10000K
Natural White	3500K	4100K	4500K
Warm White	2540K	3100K	3500K

Illuminance at Distance



Illuminance at Distance



Mechanical Dimensions

Design GX5.3 / GU 5.3



Design E26/24 (US)



Design E26 / 27 (EURO)



Design GU10/GZ10



Design E11



Design E14 (US)



Design E14 (EURO)



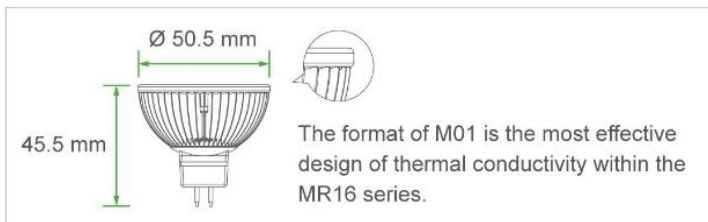
Design E17



Design B22D



M01 Fixture



M02 Fixture

